

PERMIT  
 CITY OF NAPOLEON, OHIO - BUILDING DEPARTMENT  
 255 West Riverview Avenue, Napoleon, Ohio 43545 - (419) 592-4010

Permit No. 2631 Issued 5-14-92  
 Job Location 411 WEST MAIN  
 Lot \_\_\_\_\_  
 Issued by BRENT N. DAMMAN  
 Owner LESTER & SHERRY JOSEPH 592-2676  
 Address 411 WEST MAIN, NAPOLEON, OHIO  
 Agent BUILDERS SQUARE 866-0556  
 Address 1407 SPRING MEADOW DR. HOLLAND, OH 43528  
 Use Type - Residential XX  
 Other - Describe \_\_\_\_\_  
 No. Dwelling Units 1  
 New \_\_\_\_\_ Replacement \_\_\_\_\_  
 Add'n. XX Alter \_\_\_\_\_ Remodel \_\_\_\_\_  
 Mixed Occupancy \_\_\_\_\_  
 Change of Occupancy \_\_\_\_\_  
 Estimated Cost \$ 1700.00

FEES	BASE	PLUS	TOTAL
<input checked="" type="checkbox"/> Building	\$ 9.00	\$ 18.00	\$ 27.00
<input type="checkbox"/> Electrical	\$	\$	\$
<input type="checkbox"/> Plumbing	\$	\$	\$
<input type="checkbox"/> Mechanical	\$	\$	\$
<input type="checkbox"/> Demolition	\$	\$	\$
<input type="checkbox"/> Zoning	\$	\$	\$
<input type="checkbox"/> Sign	\$	\$	\$
<input type="checkbox"/> Water Tap	\$	\$	\$
<input type="checkbox"/> Sew. Insp.	\$	\$	\$
<input type="checkbox"/> Sewer Tap	\$	\$	\$
<input type="checkbox"/> Temp. Water	\$	\$	\$
<input type="checkbox"/> Temp. Elec.	\$	\$	\$
TOTAL FEES.....			\$ 27.00
LESS FEES PAID. 5-14-92.....			\$ 27.00
BALANCE DUE.....			\$ 0.00

ZONING INFORMATION

district	lot dimensions		area	front yd	side yd	rear yd
max hgt	no pkg spaces	no ldg spaces	max cover	petition or appeal req'd	date appr	

WORK INFORMATION

Size: Length \_\_\_\_\_ Width \_\_\_\_\_ Stories \_\_\_\_\_ Ground Floor Area \_\_\_\_\_  
 Height \_\_\_\_\_ Building Volume (for Demo. Permit) \_\_\_\_\_

Electrical: \_\_\_\_\_

Plumbing: \_\_\_\_\_

Mechanical: \_\_\_\_\_

**PAID**

Additional Information: BUILD DECK ON BACK OF HOUSE

**MAY 14 1992**

Date 11 May 92 Applicant Signature Sherry J Joseph CITY OF NAPOLEON







**TRANSMITTAL DATA TO:**

**Ms. Sherry J. Joseph**

Dear Ms. Joseph,

In regard to your completed questionnaire, please find attached quotation & illustration further detailing the SunPorch as requested.

Some brief comments regarding the proposal:

- the model quoted is for the #V9009 Value SunPorch Model
- the base will mount on the concrete slab
- the unit will attach to the wall of the house
- the door is located in the left end wall
- you will receive the FREE climate control package

The FREE climate control package provides exterior removable sunshades to prevent summer overheating & an interior solar blanket for additional insulation during the cold winter.

After reviewing the enclosed, when you have further questions or need additional assistance, please call toll-free or use the enclosed reply and I will be happy to help you. Thank you for your continued interest in the SunPorch. I look forward to hearing from you in the near future.

Very truly yours,

VEGETABLE FACTORY, INC.



Dean A. Schwartz  
Customer Service

8/1



**VEGETABLE FACTORY, INC.**

495 Post Road East, Westport, CT 06880-4400

TOLL-FREE (800) 221-2550

FAX (203) 454-0020

**Please Note the Following:**

- SunPorch Estimate # 7929
- CAD Illustration Of Above Quote
- Ordering Information & Reply Form
- Engineer Letter Or Code Data
- 
- 

For inquiries, refer to:

**TRANSMITTAL**

ESTIMATE #	7929
CUST #	238604
DATED	2/9/98
REVISED	

MS. SHERRY J. JOSEPH  
411 WEST MAIN ST  
NAPOLEON, OH 43545



# CAD ILLUSTRATION:

## PROPOSAL FOR:

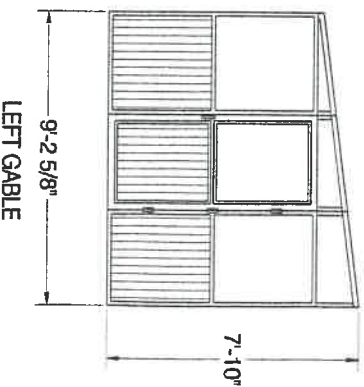
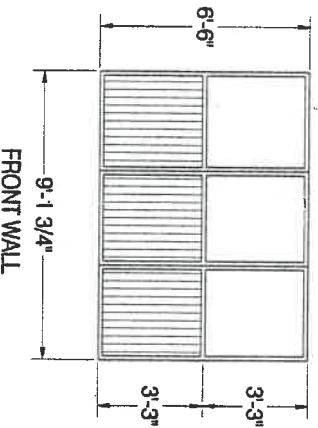
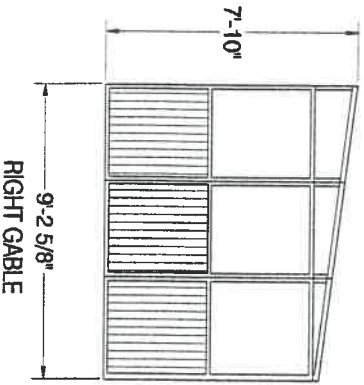
Ms. Sherry J. Joseph  
 411 West Main St  
 Napoleon, OH 43545

ESTIMATE #	7929
CUST #	238604
DATED	2/9/98
REVISED	



**VEGETABLE FACTORY<sup>®</sup>, INC.**  
 495 Post Road East, Westport, CT 06880-4400  
 TOLL-FREE (800) 221-2550  
 FAX (203) 454-0020

- Lexan Glazing
- Plexi-DR Glazing







APPLICATION  
for  
RESIDENTIAL, BUILDING, ELECTRICAL, PLUMBING, MECHANICAL, PERMITS AND DEMOLITION  
from the  
CITY OF NAPOLEON - BUILDING DEPARTMENT  
255 West Riverview Avenue, Napoleon, Ohio 43545 - Phone 419-592-4010

Entry No. _____		<u>BASE</u>	<u>PLUS</u>	<u>TOTAL</u>
Permit No. _____ Issued _____	:	✓ Building \$ <u>9<sup>00</sup></u>	\$ <u>18<sup>00</sup></u>	\$ <u>27<sup>00</sup></u>
Job Location <u>411 W. MAIN Napoleon, Oh</u>	:	Electrical \$ _____	\$ _____	\$ _____
Lot _____	:	Plumbing \$ _____	\$ _____	\$ _____
sub-div or legal description _____	:			
Issued by _____	:	Mechanical \$ _____	\$ _____	\$ _____
Building Official _____	:			
Owner <u>Lester &amp; Sherry Joseph</u> Phone <u>592-2626</u>	:	Demolition \$ _____	\$ _____	\$ _____
Address <u>411 W. main St Napoleon, Oh</u>	:	Zoning \$ _____	\$ _____	\$ _____
Agent <u>Builder Square</u> Phone <u>(419) 866-0556</u>	:	Sign \$ _____	\$ _____	\$ _____
Address <u>1407 Spring Meadows Dr Holland, Ohio 43528</u>	:	Water Tap \$ _____	\$ _____	\$ _____
Description of Use _____	:	Sewer Tap \$ _____	\$ _____	\$ _____
Residential _____	:	Temp Water \$ _____	\$ _____	\$ _____
(number dwelling units)	:			
Commercial _____ Industrial _____ New _____	:	Temp Elec. \$ _____	\$ _____	\$ _____
New _____ Addition _____ Replacement _____ Remodel _____	:	Additional Structure _____	Hours _____	
Mixed Occupancy _____ Change of Occupancy _____	:	Plan _____		
Estimated Cost: \$ <u>1,700.00</u>	:	Review Electric _____	Hours _____	
	:	TOTAL FEES -----		\$ <u>27<sup>00</sup></u>
	:	Less Fees Paid (date) _____		\$ _____
<b>ZONING INFORMATION:</b>	:	BALANCE DUE -----		\$ <u>27<sup>00</sup></u>

District	Lot Dimensions	Area	Front Yard	Side Yard	Rear Yard

**WORK INFORMATION:**

Building - Garage Floor Area \_\_\_\_\_ Basement Floor Area \_\_\_\_\_ 2nd Floor Area \_\_\_\_\_

Size - Length \_\_\_\_\_ Width \_\_\_\_\_ Stories \_\_\_\_\_ Ground Floor Area \_\_\_\_\_

Height \_\_\_\_\_ Building Volume (For Demolition Permit) \_\_\_\_\_ cubic feet

Description of Work: Build a deck on back of house. **PATD**  
MAY 14 1992

Treated wood & lattice work CITY OF NAPOLEON

**ELECTRICAL:** Electrical Contractor \_\_\_\_\_ Phone \_\_\_\_\_

Address \_\_\_\_\_ Estimated Cost: \$ \_\_\_\_\_

Type of Work: New \_\_\_ Service Change \_\_\_ Rewiring \_\_\_ Add'l. Wiring \_\_\_ Temp. Electric Required: Yes \_\_\_ No \_\_\_

Size of Service \_\_\_\_\_ Underground \_\_\_\_\_ Overhead \_\_\_\_\_ Number of New Circuits \_\_\_\_\_

Description of Work: \_\_\_\_\_

**PLUMBING:** Plumbing Contractor \_\_\_\_\_ Phone \_\_\_\_\_

Address \_\_\_\_\_ Estimated Cost: \$ \_\_\_\_\_

Water Tap Required: Yes \_\_\_ No \_\_\_ Size \_\_\_\_\_ Type of Pipe \_\_\_\_\_ Water Dist. Pipe \_\_\_\_\_

Sanitary Sewer Tap Required: Yes \_\_\_ No \_\_\_ Size \_\_\_\_\_ Type of Pipe \_\_\_\_\_ Dr. Waste Vt. Pipe \_\_\_\_\_

St. Sewer Tap Req.: Yes \_\_\_ No \_\_\_ Size \_\_\_\_\_ Type of Pipe \_\_\_\_\_ Street to be Opened: Yes \_\_\_ No \_\_\_

Main Building Drain Size: \_\_\_\_\_ Main Vent Pipe Size: \_\_\_\_\_

List Number of PLUMBING Fixtures below:

Water Closets \_\_\_ Bathtubs \_\_\_ Showers \_\_\_ Lavatories \_\_\_ Kitchen Sinks \_\_\_ Disposal \_\_\_ Dishwasher \_\_\_

Clothes Washer \_\_\_ Floor Drains \_\_\_ Other (Fixtures/Type): \_\_\_\_\_

Description of Work: \_\_\_\_\_

**MECHANICAL:** Mechanical Contractor \_\_\_\_\_ Phone \_\_\_\_\_

Address \_\_\_\_\_ Estimated Cost: \$ \_\_\_\_\_

Heating System: Forced Air \_\_\_ Gravity \_\_\_ Hot Water \_\_\_ Steam \_\_\_ Unit Heaters \_\_\_ Radiant \_\_\_ Baseboard \_\_\_

Type of Fuel: Electric \_\_\_ Natural Gas \_\_\_ Propane \_\_\_ Wood \_\_\_ Coal \_\_\_ Solar \_\_\_ Geothermal \_\_\_ Other \_\_\_

Number of Heat Zones: \_\_\_\_\_ Hot Water: (One Pipe \_\_\_ Two Pipe \_\_\_ Series Loop \_\_\_)

Electric Heat: (No. of Circuits \_\_\_\_\_) No. of Furnaces \_\_\_\_\_ No. of Hot Air Runs \_\_\_\_\_

No. of Hot Water Radiators \_\_\_\_\_ Total Heat Loss \_\_\_\_\_ Rated Capacity of Furnace/Boiler \_\_\_\_\_

Location of Heating Units: Crawl Space \_\_\_ Floor Level \_\_\_ Attic \_\_\_ Suspended \_\_\_ Roof \_\_\_ Outside \_\_\_

Description of Work: \_\_\_\_\_

**DRAWINGS REQUIRED:** All Applications must be accompanied by two (2) complete set of Drawings including Site Plans, Foundation Plans, Floor Plans, Structural Framing Plans, Exterior Elevations, Section and Details, Stair Details, Electrical Layout, Plumbing Isometric, Heating Layout, etc. All Plans shall be DRAWN TO SCALE, show all existing structure on the Site Plans also, show Electric Panel and Furnace Locations.

**READ AND SIGN BELOW:** The undersigned hereby makes application for a Permit for all work described herein, and agrees to complete the work in strict accordance with all applicable provisions of the current edition of the C.A.B.O. Building Code, the Napoleon Building and Zoning Codes, the Napoleon Engineering Department Rules and Regulations, Standard Specifications and other Pertinent Sections of the Napoleon Code of Ordinances.

Dated: \_\_\_\_\_ Signature of Applicant \_\_\_\_\_